
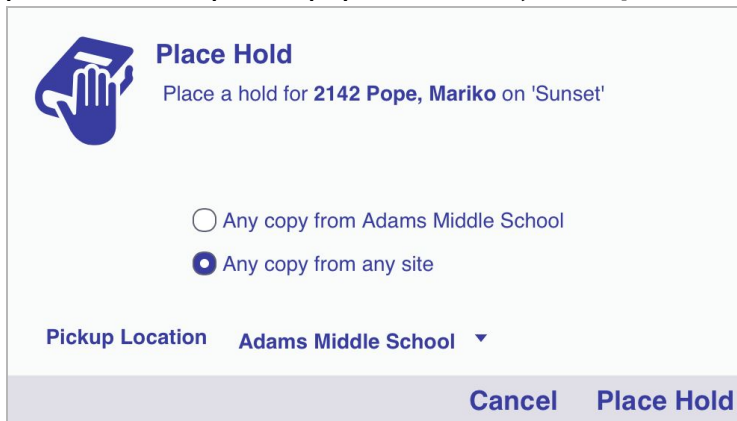



How to Place a Hold in Researcher

Placing a hold in Researcher is easy-peasy!

1. Find the book you want to place on hold using Search, Scout, Browse, or Explore.
2. Click on the book.
3. Click on the  hold icon.
4. Log in to your account if you're not already logged in.
5. You might be asked to choose between a copy from your current library (**Any copy from _____**) or any library (**Any copy from any site**). Also choose where you want to pick up your book (**Pickup Location**).




 **Place Hold**
Place a hold for **2142 Pope, Mariko** on 'Sunset'

Any copy from Adams Middle School
 Any copy from any site

Pickup Location Adams Middle School ▾

Cancel **Place Hold**

6. Click **Place Hold** to place the hold, or click **Cancel** if you want to place a hold on a different book.
7. A confirmation will pop up letting you know your hold has been placed!



 'Sunset', Call# FIC HUN will be held for you when it becomes available. Your hold request expires 07/24/2021%W%. You are in position 3 of the queue.

OK