



1831 Fort Union Blvd, Salt Lake City, Utah 84121  
800-347-6439 • 801-943-7277  
[www.companioncorp.com](http://www.companioncorp.com)

# Importing Lexiles into Alexandria

Select **Utilities** From the Alexandria Tools pane (Image 1).

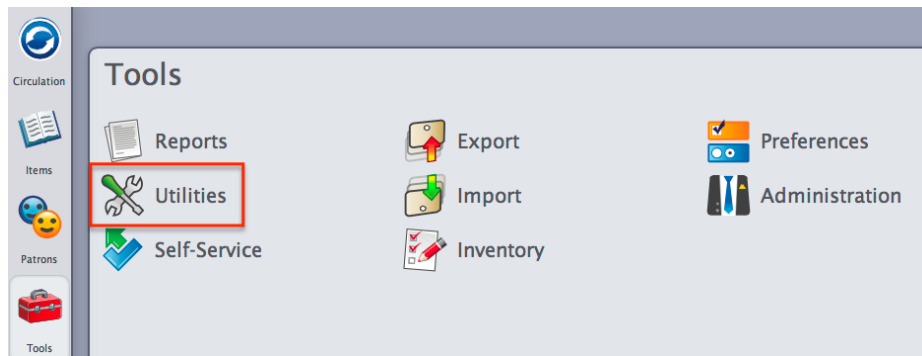


Image 1

From the Titles - Lexile category choose the option to Update Title Lexiles (Image 2).

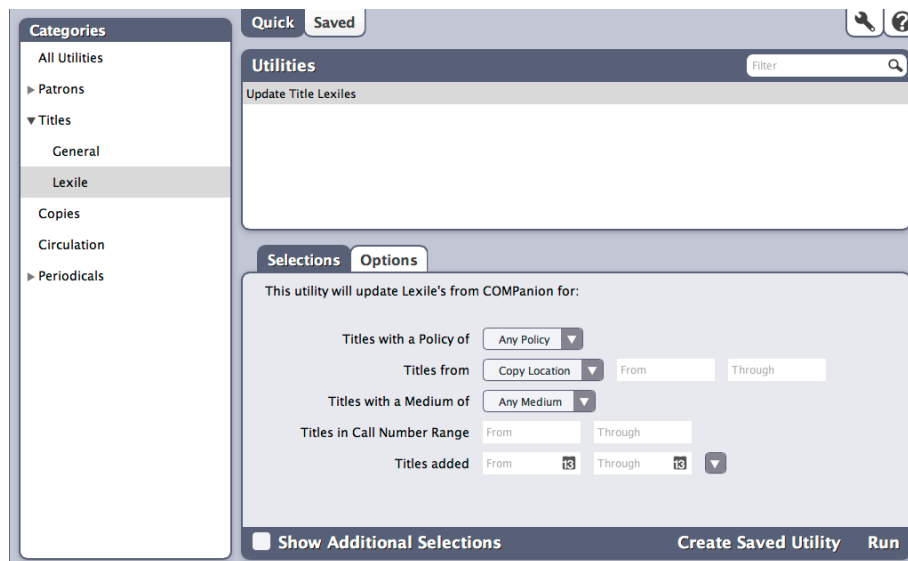


Image 2

Start the utility by clicking the Run button in the bottom right corner. Once the utility begins, Alexandria will search COMPanion's Lexile database, matching on ISBN, and will update the Lexiles in your system. To allow Lexile scores to be added based on possible Title and Author match, select the Allow Title Matches option located under the Options tab.

After the utility has completed, you can review the Lexiles in Alexandria's current item window, title record, or Researcher (Image 3).

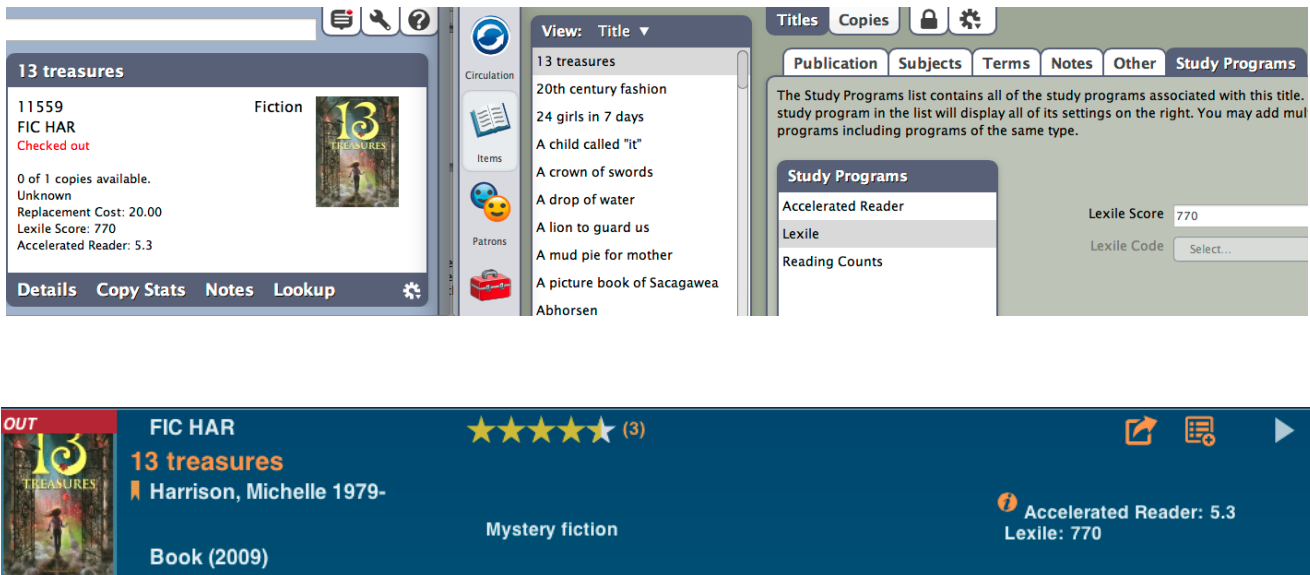


Image 3

NOTE: Additional Lexile searching options are also available in the Alexandria Researcher and report options are available in the Reports module, also found under the Tools menu. Please see the [Alexandria Support Center](#) for more information.

Please contact COMPanion Customer Support by phone at 1-800-347-4942 or by email at [support@companioncorp.com](mailto:support@companioncorp.com) if you have any questions or require assistance.