



What does it look like?—Patron Details Cover Art



November 18th, 2019

Dallin is notorious for having overdue books. They get mixed in with the rest of his books at home, and he can't remember what the covers look like. Luckily, you can now give patrons a list of their loaned items *with* cover art pictures by using Alexandria's Patron Details.

Patron Details: **Dallin Long** (3005) Nov 11, 2019 @ 2:11 PM



Loaned Items

<u>Call #</u>	<u>Barcode</u>	<u>Title</u>	<u>Due Date</u>
583 MOR	30126	Oak tree Replacement Cost: \$20.00	Nov 25, 2019
			
FIC KOR	31621	Zoobreak Replacement Cost: \$20.00	Nov 25, 2019
			

Include cover art Cancel Email Print

Giving Dallin a copy of his Patron Details with cover art will help him quickly identify his library books at home and—hopefully—return them on time.

Include cover art

Adding cover art to Patron Details is easy! Simply pull up a patron in Circulation, click on **Details**, and check the **Include cover art** checkbox. Cover art will then show for each loaned item when viewing, printing, or emailing Patron Details.

Before you go...

We are currently redesigning Patron Details to better meet your needs. [Take our survey](#) and give us your thoughts on potential designs!

 Still on version 6? [Learn about switching to Alexandria 7!](#)



Your Library
Without Limits

SEE HOW

