

GG4L

Preferences

- [Patrons](#)
- [Items](#)
- [Circulation](#)
- [Codes](#)
- [Circulation Groups](#)
- [Z39.50](#)
- [Sounds](#)
- [Setup](#)
- [Services](#)
- [SIS Integration](#)
- [Advanced Bookings](#)

How helpful was this page?



Unknown macro: 'rate'

Tell us what we can improve.

Related Blog Posts

Blog Posts

- Blog: [Winter storms—recompute due dates](#) created by [Bethany Brown](#)
Jan 23, 2024
[Alexandria](#)
- Blog: [Cleaning up the grade table—Authority Control](#) created by [Bethany Brown](#)
Apr 26, 2023
[Alexandria](#)
- Blog: [Make a calendar just for the senior class!](#) created by [Bethany Brown](#)
Aug 02, 2022
[Alexandria](#)
- Blog: [When does an overdue item become lost?](#) created by [Bethany Brown](#)
Mar 15, 2022
[Alexandria](#)
- Blog: [Setting rules—Patron Policy Preferences](#) created by [Bethany Brown](#)
Mar 08, 2022
[Alexandria](#)
- Blog: [Seeing double \(barcodes\) on patrons and items?](#) created by [Bethany Brown](#)
Feb 23, 2022
[Alexandria](#)
- Blog: [Automatic email notices... What are you waiting for?](#) created by [Bethany Brown](#)
Nov 17, 2021
[Alexandria](#)
- Blog: [Winter \(break\) is coming! Are your period due dates set?](#) created by [Bethany Brown](#)
Oct 20, 2021
[Alexandria](#)

- Blog: [Unused Barcodes: Reporting for Duty](#) created by [Bethany Brown](#) Sep 15, 2021 [Alexandria](#)
- Blog: [Introducing... FAQs!](#) created by [Morgan](#) Jul 07, 2021 [Alexandria](#)

[Save as PDF](#)

About Global Grid for Learning

SYSTEM-A/TT

 This page has been moved to <https://support.goalexandria.com/add-ons/gg4l/>

 GG4L is an optional Alexandria integration. [Contact our Sales Team](#) if you're interested in adding it to your library!



Global Grid for Learning ([GG4L](#)) is a K-12 industry collaborative that provides schools with various EdTech tools, including the secure exchange of school roster data between applications. With all of your student information syncing from one place, there's no need to manually update rosters in multiple applications.

Take a look at the [field mapping table](#) to see what kind of student information is imported from GG4L. Once GG4L is enabled, patron records in Alexandria will automatically update every day.

Benefits

- **Secure SIS Data Roster Exchange:** GG4L Connect is consent-based, requiring the school data administrator to be 100% in control of inviting or approving a vendor to access a subset or all of the school's stored student information system (SIS) data.
- **Privacy and Security:** Privacy and security for staff, students, and guardians (and protecting the guardian-student relationship) are rooted in strong proof-of-identity, identity management, and user accountability technology practices.
- **Governance:** Provide oversight, accountability, and regulatory compliance for digital learning applications and data.
- **IT Automation:** Automated configuration, deployment, and lifecycle management of cloud applications increases security, allows applications to work faster, and reduces costs. Deploy in minutes instead of days or weeks.
- **Application Usage Reporting:** Gain insight into how, when, and from where students and staff are using applications and content.
- **Easy User Access:** A personalized School Passport gives staff, students, and guardians quick and easy access to digital resources in one place with a single login.
- **No Cost Membership:** Schools and districts, anywhere in the world, are invited to join GG4L for free for life. GG4L does not charge schools and districts for core platform services.

GG4L is a Public Benefit Corporation: GG4L is committed to doing good for the education community by providing safe, secure, and cost-effective access to digital learning.

Last Updated: `$action.dateFormatter.formatDateTime($content.getLastModificationDate())`

Ecosystem Partners

GG4L works with several different partners to sync data and set up single sign-on capabilities.

SIS (Student Information Systems)

- **Classlink.** GG4L Connect is available in Classlink's list of integrated apps, so all you'll need to do is activate it!
- **Clever.** GG4L can consume CSV files in the Clever format. So if you're already integrated with Clever, you can reuse that integration. See [Clever's SFTP Instructions](#).

Check

[GG4L's Start Guide](#) to see if your SIS is already integrated with GG4L.

SSO (Single Sign-On)

With GG4L, you can enable a button on Alexandria login windows that allows you and your patrons to [sign in using GG4L credentials](#). These credentials can be from Active Directory, AD FS, G Suite, or LMS and SIS systems. See

[GG4L's Start Guide](#) for a complete list.

Onboarding Process

Interested in getting the GG4L add-on? Here's what you'll need to do!

1. Consider your data and matching options.

If you have existing patron records in Alexandria, you will need to decide on a common identifier so the Alexandria and GG4L records can match. For this reason, information in the Barcode, Student # (Community ID), or Primary Email + Name fields in Alexandria must match a field in GG4L.

Here are some other things to keep in mind:

- GG4L fields will overwrite what's in Alexandria fields. Check out the [field mapping table](#) to see which patron information this applies to.
- If you want a GG4L field to be patrons' Barcode or Student # in Alexandria, you can use [optional mappings](#) to update those fields in Alexandria.

2. Register with Alexandria.

Contact our Sales Team at 1-800-347-6439 to add GG4L to your Alexandria license. Once everything is processed, you will receive a GG4L Onboarding email ([like this](#)) from COMPanion. It will contain a link to [GG4L's Onboarding Form](#); please fill it out and submit it.

3. Register with GG4L.

After submitting the form, GG4L will send you an email within the next 24 hours about setting up a GG4L profile. They will assist you with importing patron data into GG4L, connecting to Alexandria through your GG4L profile, and learning how to manage your data. Once your data is verified, they will ask you to contact COMPanion Customer Support to enable GG4L in Alexandria.



If you haven't received an email from GG4L in a timely manner, check your spam folder.

5. Enable GG4L in Alexandria.



Please call Customer Support at 1-800-347-4942 to be walked through this step. Doing something incorrectly could cause major problems.

Customer Support will confirm that you are registered and have all the data needed to successfully sync before approving your activation request through GG4L. They will then guide you through the process of [enabling GG4L and syncing your data](#).

6. Set up single sign-on (SSO).

If you would like the convenience of [SSO](#), contact COMPanion Customer Support and they will help you enable it in Alexandria. This can be completed as they are first enabling GG4L for you (step 5) or afterwards. You'll then need to contact GG4L Support for help with enabling SSO in your GG4L profile.

Frequently Asked Questions

Who should I contact with questions about GG4L?


You can contact GG4L Support with questions about your GG4L profile at support@gg4l.com or onboarding@gg4l.com. Check your spam folder if you don't receive a response in a timely manner.

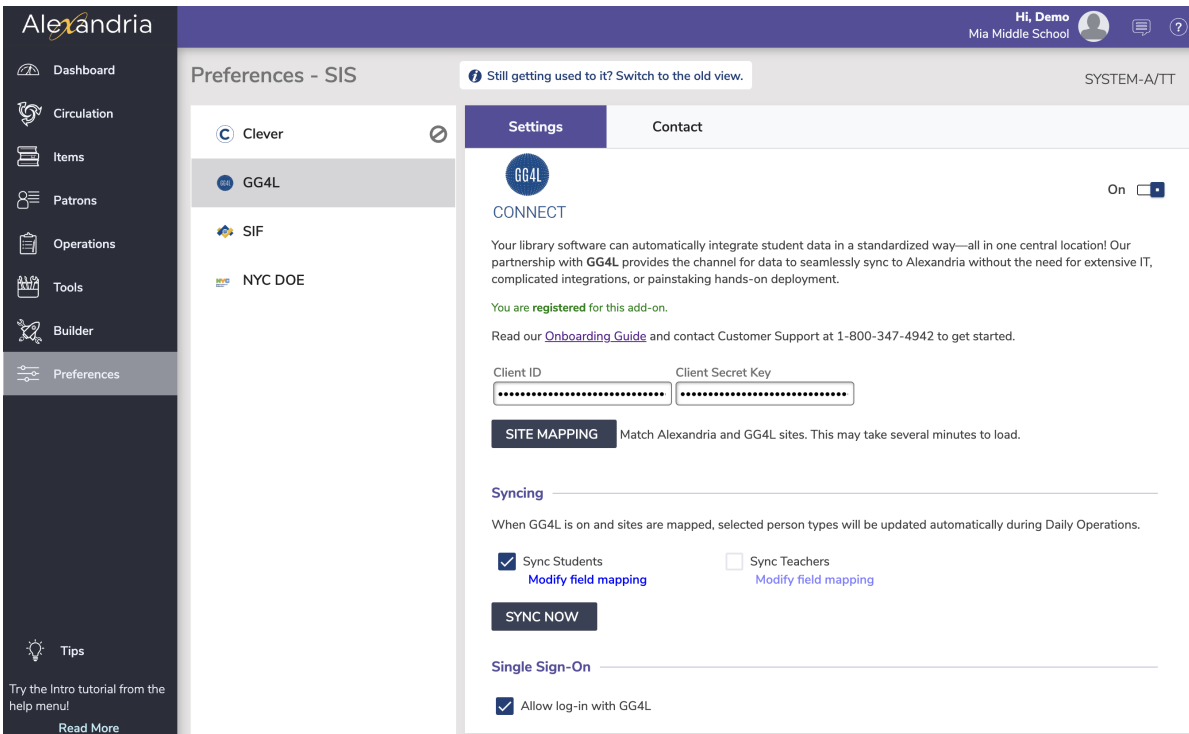
If you have questions about enabling GG4L in Alexandria, [contact COMPanion Customer Support](#).

Enable GG4L

Enable GG4L

 [Preferences > SIS Integration > GG4L](#)

 Please call Customer Support at 1-800-347-4942 to be walked through this process. Doing something incorrectly could cause major problems.



Alexandria

Hi, Demo
Mia Middle School

Preferences - SIS

Still getting used to it? Switch to the old view.

SYSTEM-A/TT

Clever

GG4L

SIF

NYC DOE

GG4L

CONNECT

On

Your library software can automatically integrate student data in a standardized way—all in one central location! Our partnership with GG4L provides the channel for data to seamlessly sync to Alexandria without the need for extensive IT, complicated integrations, or painstaking hands-on deployment.

You are **registered** for this add-on.

Read our [Onboarding Guide](#) and contact Customer Support at 1-800-347-4942 to get started.

Client ID

Client Secret Key

SITE MAPPING

Match Alexandria and GG4L sites. This may take several minutes to load.

Syncing

When GG4L is on and sites are mapped, selected person types will be updated automatically during Daily Operations.

☒ Sync Students
[Modify field mapping](#)

☐ Sync Teachers
[Modify field mapping](#)

SYNC NOW

Single Sign-On


☒ Allow log-in with GG4L

1. Add your client information.

Alexandria Customer Support will enter your **Client ID** and **Client Secret Key** for you. Click **Save** in the upper right corner.

2. Map your sites.

Click on **Site Mapping**. To match a site in Alexandria to one in GG4L, click on the site names and then the **Match** button. Once all sites are matched, click **OK** and then **Save**. This is required even if you are a single site.



Site mapping

To match a site in Alexandria to one in GG4L, click on the site names, then click the **Match** button. **Sites must be mapped to sync with GG4L.**

Alexandria	MATCH	GG4L
Alexandria Academy		Bear Mountain University
COMPanion District Demo		Canyon View Secondary School
Evelyn Elementary		Lone Oak School for Girls
Mia Middle School		Maple Hills Technical School
		Marie Curie Conservatory
		Pine Hills University
		Rutherford College
		Silver Creek School for Boys
		Sunny Coast Conservatory

CANCEL
SAVE

3. Enable GG4L.

Click the **Enable GG4L** toggle. A warning dialog will pop up letting you know that Alexandria will disable SIF and Clever. If you have been using SIF or Clever with Alexandria, click **Cancel** and let Customer Support know. If not, click **Begin**.

4. Choose whether or not to allow patrons to log in with GG4L credentials.

When checked, an **OR CONTINUE WITH GG4L** button will display on each login window. Patrons and staff can then click on that button and use their GG4L credentials to log into Alexandria. See the [SSO](#) tab for more information.

5. Choose the types of users you want to automatically update.


Check the **Students** and/or **Teachers** checkboxes if you want those records to automatically update during Daily Operations.

6. Modify field mapping.

Field mapping is automatically configured to match and overwrite fields in Alexandria with fields in GG4L. By default, Alexandria's Community ID, Barcode, and Location fields are not mapped with GG4L. If you use these fields to identify patrons between systems, click **Modify field mapping** to customize how they're mapped.

We will not attempt to match these *unless* you map them here. Take a look at these three fields in our [field mapping table](#) to see your options.

Click **OK** and then **Save** when you're done.



Student Field Mapping

Field mapping is automatically configured to match and overwrite fields in Alexandria with fields in GG4L, as documented in the [Support Center](#). The fields below support optional mapping. Only modify these settings if you use different fields to identify your patrons between systems.

Be careful! Changing how your data is mapped can help synchronize your database or wreak untold havoc. Please speak with Alexandria Customer Support before making any changes.

Alexandria field: **Homeroom**

GG4L field

Not Mapped

Alexandria field: **Student #**

GG4L field

Not Mapped

Alexandria field: **Barcode**

GG4L field

Not Mapped

CANCEL

SAVE

7. Sync your data.

Click **Sync Now** to initiate a full sync. A dialog box will pop up letting you know that the GG4L Sync Utility has been queued.



If you *do not* click **Sync Now** but still have GG4L enabled, a sync will automatically happen during Daily Operations that night. For this reason, it is critical that you modify your field mapping correctly if you need to match with existing patrons in Alexandria. Not sure whether your field mapping was done correctly or have questions? Uncheck the **Enable GG4L** checkbox until you receive help from Customer Support.

You can check Operations for details from the sync.

8. Fill out the Contact tab (optional).

If you would like to, click on the **Contact** tab and fill out all of GG4L's contact information. Be sure to click **Save** in the upper right-hand corner when you're done. This will make it easier for you and your staff to contact GG4L Customer Support if you experience problems or have questions in the future.

Field Mapping

Field Mapping

Field mapping outlines how Alexandria matches and transfers information between softwares.

- During the first sync, GG4L data is paired with Alexandria patrons by matching one or more key identifiers, including GUID, Barcode, Government ID (SSN), Community ID (Student #), or Primary Email + Name. Blank fields are never used for matching. When matched, the GG4L GUID will be added to existing patrons. In future syncs, the GG4L GUID is how patrons will be identified and updated.
- We suggest sharing all requested data with Alexandria. However, if you choose to limit what is shared, know that the GUID, First Name, Last Name, Status, Role, and Primary School fields in GG4L are required.
- Information in GG4L fields will *overwrite* what's in Alexandria fields.

Here is a list of the corresponding fields in Alexandria and GG4L that are matched while syncing:

Alexandria	GG4L	Notes
1200 GUID	GUID of student or teacher	
1000 Barcode	Not Mapped (default) Optional mapping to User ID of Type _____ (dropdown menu that contains known user IDs for your district)	
1001 Community ID	Not Mapped (default) Optional mapping to User ID of Type _____ (dropdown menu that contains known user IDs for your district)	Community ID is an Alexandria terminology field, which means you can customize the field name in Preferences > Setup > Terminology .
1007 First Name	First Name	
1008 Middle Name	Middle Name	
1006 Last Name	Last Name	
1045 Birthdate	Date of Birth	

1032 Sex	Gender	
1017 Phone Number	Phone Number	
1019 Primary Email	Email	
1004 Location	Not Mapped (default) Optional mapping to... <ul style="list-style-type: none"> • Homeroom Class Code • Homeroom Class Location • Homeroom Teacher Name 	Location is an Alexandria terminology field, which means you can customize the field name in Preferences > Setup > Terminology .
1010 Level	Grade	
1026 Status	Status	In GG4L, 1 indicates an "active" status and 4 indicates a "tobedeleted" status. These are equivalent to the "Active" and "Transferred" statuses in Alexandria.
1050 Site	Primary School	Alexandria Site Code



GG4L follows Alexandria's standard patron import rules, specifically those that allow the import (sync) to modify existing records. For more information, see [Import Patrons: The Rules](#).



How do I sync homerooms? To get homerooms from GG4L to Alexandria, you'll need to make sure that the data you provide to GG4L has the Class type as **homeroom** and the teacher listed as **Primary**. Then set up your Optional Mapping in Alexandria Preferences.

SSO



To use GG4L Single Sign-On or GG4L School Passport, and CampusKEY, you must have the Alexandria SIS Integration package that includes GG4L.

You must be using GG4L to sync data with your SIS.

GG4L SIS syncing must be set up in Alexandria preferences. See [Enable GG4L](#).

GG4L Single Sign-On

With the GG4L SIS Integration, you can enable a button on Alexandria login windows that allows you and your patrons to sign in using GG4L credentials (could be Active Directory, AD FS, G Suite, or LMS and SIS systems).

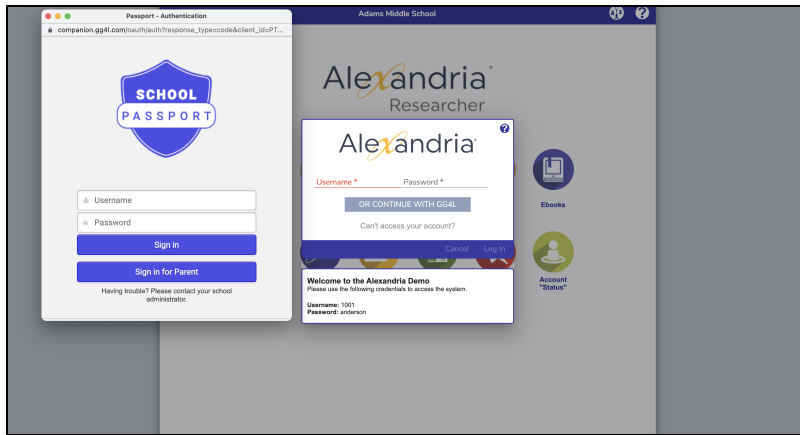
Simply turn on **Allow log-in with GG4L** in [GG4L Preferences](#), and the **OR CONTINUE WITH GG4L** button will appear on the regular login windows for both Librarian and Researcher.

Librarian Login

Researcher Login

Researcher Login


Clicking on that button will open the GG4L login window, where you and your patrons can enter your credentials and immediately log into Alexandria. Note that you *do not* need to enter a username and password before clicking on the **OR CONTINUE WITH GG4L** button.



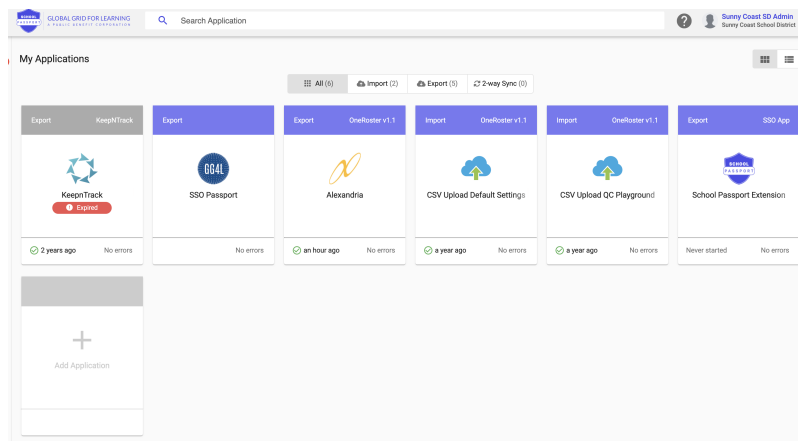
GG4L Login

GG4L School Passport


GG4L School Passport is a solution to 'so many apps, so little time.' With Passport, students can access all the apps you have set up for them with a single login.



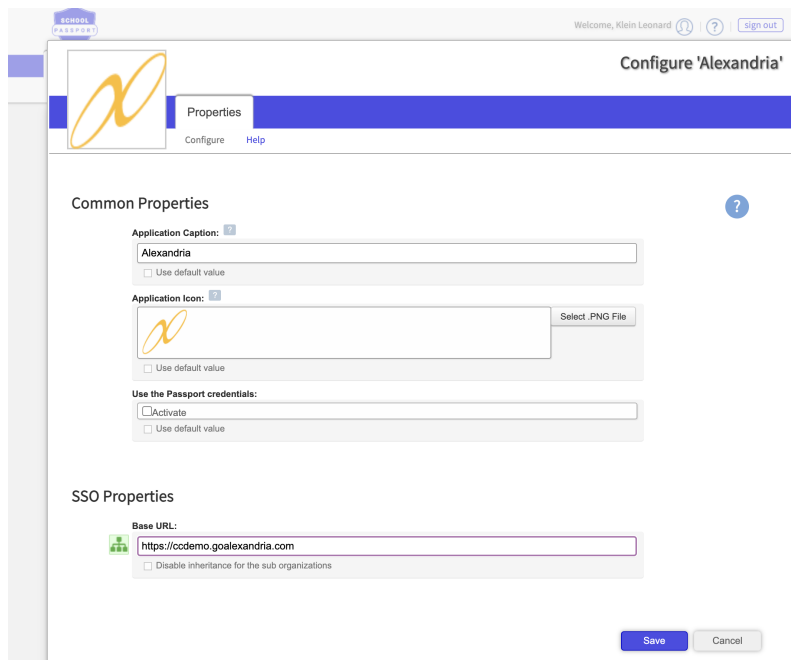
First, log in to your GG4L admin account and make sure you have the School Passport application.



Then, find the Alexandria app in the School Passport Marketplace and add it for the appropriate groups (e.g. teachers and students).



You will need to configure the app with your school's Alexandria url (example: *mylibrary.goalexandria.com*).



✔ Students will now be able to access Alexandria by logging into their School Passport portal and clicking on the Alexandria app.



GG4L [CampusKEY](#), powered by GG4L Passport, is an enterprise-grade, single sign-on (SSO) and identity management (IDM) platform that helps school districts securely and cost-effectively distribute third-party EdTech applications and content to students and staff.

Now, students can see their other applications when they sign in with GG4L in Researcher.



CampusKEY provides your students and staff quick, one-click access to all learning applications and resources right from within Alexandria. You'll also receive hands-on access to all the metrics you need to see: who, when, and how your resources are being used.

CampusKEY requires separate registration.

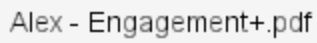
Engagement Plus



Alexandria [Engagement+](#) is able to enhance your measurement of all student online reading, learning, and engagement.

Alexandria Engagement+ breaks down all online student engagement by website, app, program, subject area, and reading level organized by school, class, and time spent.

[Learn More](#)



Alexandria Engagement+ is a separate add-on, priced per student, and requires the GG4L SIS Integration. Contact our Sales team at sales@goalexandria.com or call 1-800-347-6439 for more information.

Making Digital Learning Easy & Transparent