

Scout Preferences

Preferences

- [Patrons](#)
- [Items](#)
- [Circulation](#)
- [Codes](#)
- [Circulation Groups](#)
- [Z39.50](#)
- [Sounds](#)
- [Setup](#)
- [Services](#)
- [SIS Integration](#)
- [Advanced Bookings](#)

How helpful was this page?



Unknown macro: 'rate'

Tell us what we can improve.

Related Blog Posts

Blog Posts


- [Blog: Winter storms—recompute due dates](#)
created by [Bethany Brown](#)
Jan 23, 2024
[Alexandria](#)
- [Blog: Cleaning up the grade table—Authority Control](#) created by [Bethany Brown](#)
Apr 26, 2023
[Alexandria](#)
- [Blog: Make a calendar just for the senior class!](#)
created by [Bethany Brown](#)
Aug 02, 2022
[Alexandria](#)
- [Blog: When does an overdue item become lost?](#) created by [Bethany Brown](#)
Mar 15, 2022
[Alexandria](#)
- [Blog: Setting rules—Patron Policy Preferences](#) created by [Bethany Brown](#)
Mar 08, 2022
[Alexandria](#)
- [Blog: Seeing double \(barcodes\) on patrons and items?](#) created by [Bethany Brown](#)
Feb 23, 2022
[Alexandria](#)
- [Blog: Automatic email notices... What are you waiting for?](#) created by [Bethany Brown](#)
Nov 17, 2021
[Alexandria](#)
- [Blog: Winter \(break\) is coming! Are your period due dates set?](#) created by [Bethany Brown](#)
Oct 20, 2021
[Alexandria](#)


- Blog: [Unused Barcodes: Reporting for Duty](#) created by [Bethany Brown](#) Sep 15, 2021 [Alexandria](#)
- Blog: [Introducing... FAQs!](#) created by [Morgan](#) Jul 07, 2021 [Alexandria](#)

[Save as PDF](#)














Scout

 this page is obsolete; see <https://support.goalexandria.com/builder/>

 [Tools](#) > [Preferences](#) > [Researcher](#) > [Scout](#)
 [SITE Preference](#)

Scout Preferences

Scout is a simple search interface used to quickly locate materials in your library without the complexity associated with other interfaces, returning the most likely results first. Scout was designed with touch interfaces in mind, making it a perfect interface for tablets such as the iPad.

Modules	Scout Results List
<ul style="list-style-type: none">  Researcher  Bulletins  Explore  Search  Scout  Slideshow  Status  Self-Service  Browse  Activity  Group Search 	<p>Scout is a simple search interface used to quickly locate materials in your library without the complexity associated with other interfaces, returning the <i>most likely</i> results first. Scout was designed with touch interfaces in mind, making it a perfect interface for tablets such as the iPad.</p> <p><input type="checkbox"/> Require Login to Access Scout</p> <p>Preferred Study Program Accelerated Reader ▼</p> <p>Style Professional ▼</p>

[Settings](#)

Scout Preferences

Require Login to Access Scout. When checked, access to the Scout interface requires a valid patron Username and Password. Only check this box if you don't want the Scout interface open to the public. When unchecked, your online catalog is open to the public via your Data Station's IP address (or domain name), port number, and (optional) serial number, followed by "/scout". See [Accessing Alexandria](#) for more information.

Last Updated: 01/20/2021 10:00 AM (Data Station's IP address and (optional) serial number)

Preferred Study Program. The selection made from this drop-down menu determines which study program is displayed in the Scout's result details (if the *Show Study Programs* box is checked in the [Results List](#) tab).

- None
 - Accelerated Reader
 - Reading Counts
 - Fountas and Pinnell
 - Guided Reading
- Style
 - Bubbly Ocean
 - Professional

Results List

 [Tools](#) > [Preferences](#) > [Researcher](#) > [Scout](#) > [Results List](#)

 **SITE Preference**

Modules

Researcher

Bulletins

Explore

Search

Scout

Slideshow

Status

Self-Service

Browse

Activity

Group Search

Scout

Results List

☒ Show Title

☐ Show Call Number

Result Details

☐ Show Copyright Year

☐ Show Lexile

☐ Show Study Program

☐ Show Reading Level

Default Visibility

Select the *default* visibility option to use when search results return titles without available copies.

☒ Hide Unavailable Items

☐ Show Unavailable Items

Settings

- **Show Title**
- **Show Call Number**

Results Details

These preferences toggle the visibility of the specified data in the item details in the Scout interface. For example, if Copyright Year is checked, the Copyright Year appears in Scout's item details.

- **Show Copyright Year.** When checked, the Scout interface will include an item's copyright year (if available) in Scout's item details.
- **Show Lexile.** When checked, the Scout interface will include an item's Lexile information (taken from the 521 tag, if available) in Scout's item details.

- **Show Study Program.** This preference determines whether your preferred Study Program information will appear in Scout's search result details. The study program shown is determined by the Preferred Study Program setting. Your study program information must be entered correctly in the 521 (; Fountas & Pinnell) or 526 (; Accelerated Reader and Reading Counts) tags; applicable study program information is generally stored in the 526_c tag. Reading level information can be accessed and modified in the Study Program subtab of Items Management. This preference ignores Lexile information; that value is displayed independently, determined by the Show Lexile preference (above).
- **Show Reading Level.** When checked, a reading program point indicator will appear in Scout's item details.

Default Visibility

This preference toggles the default state of the Hide/Show Out control in the Scout interface. For example, if Hide Out is selected, all materials currently checked out will be hidden from Scout's search results.

- **Hide Unavailable Items**
- **Show Unavailable Items**