

Send notices by charge amount

January 25th, 2021

Every so often, Miss Honey likes to send out the *Unpaid Charges Notice* report. This reminds students of charges they still need to pay. But... she doesn't want to keep bothering students with small charges. Is there a way to send notices only to patrons with charges more than \$1? Alexandria has a selection for that!

SelectionsOptions

Include records for:

Patrons at Site

AMS – Adams Middle School

Patrons with a Status of

Active

Charge Balance

1.00

100.00

Transaction Date

From MM/DD/YYYY

Through MM/DD/YYYY

Patrons with a Policy of

Any Policy

Patrons from

Location

From

Through

Patrons in Grade

From

Through

Patrons with Last Name

Patrons in Barcode Range

From

Through

Patrons with Barcodes

Title

✓ Show Additional Selections

Create Saved Report

Run

There are two Alexandria notices that focus on unpaid charges:

1. [Unpaid Charges Notice report](#)
2. [Overdue Items and Unpaid Charges Notice report](#)

Both have selections that allow you to choose who gets a notice based on charge amounts (**Charge Balance** or **Charge Balance and Fine**, respectively). Simply enter the charge range for which you want to send out notices. In Miss Honey's case, she'd enter **1.00** on the lower end and a larger number—such as **100.00**—on the higher end.

One thing to note about using the *Overdue Items and Unpaid Charges Notice* report is that overdue items with fines less than the selected amount won't be included in notices. For example, if \$1.00 is the selected minimum and a patron has an overdue item with a 50¢ fine, that overdue item won't show up in the notice.






Patron Balance vs. Charge Balance: What's the difference?

A patron balance reflects the total of *all* charges and fines a patron currently owes.

However, a charge balance—such as the **Charge Balance** or **Charge Balance and Fine** selections here—reflects *individual* charges rather than a patron's total balance. This means that someone with three 50¢ charges that total \$1.50 won't receive a notice since each charge is under the \$1.00 (if you set \$1.00 as the minimum amount).

Did you know that—as of

[20.8](#)—you can forgive charges by patron balance? That means you can just remove those pesky small balances if you'd prefer. All you need to do is enter a balance range into the [Forgive Charges utility](#)'s **Patron Balance** selection. Remember to make other necessary adjustments to your selections and options before running the utility.

Patrons added	From MM/DD/YYYY 	Through MM/DD/YYYY 	
Patron Balance	<div><div>.01</div><div>99999.00</div></div>		
Patrons with Last Name	<input type="text"/>		



These specific reports and utility are only available on v7. Still on version 6? [Learn about switching to Alexandria 7!](#)

[Switch to Alexandria 7 ARCHIVED](#)