


Barcode Preferences

SYSTEM-A/TT

 this page is now found on <https://support.goalexandria.com/preferences/setup-preferences/barcode-preferences/>

Barcodes

These preferences allow you to configure how Textbook Tracker reads barcodes for textbooks and patrons. This is beneficial if your school uses customized barcodes or barcodes from vendors like Follett.

Textbook Tracker

Dashboard

Circulation

Textbooks

Patrons

Operations

Tools

Preferences

Tips

Let your patrons sign in with Google SSO.

Read More

Preferences - Setup

Still getting used to it? Switch to the old view.

SYSTEM-A/TT

Email

Localization

Terminology

Barcodes

LDAP

Barcode Leaders

If you are using barcodes not designed for Alexandria, you can enter leading characters that will be ignored. Otherwise, leave this field blank.

Ignore Barcode Leaders of

Follett Barcodes

If you have any items with Follett proprietary interleaved 2-of-5 barcode labels, check this box, and Alexandria will look for barcodes that are exactly 10 digits long and remove the last three (hidden) characters that Follett uses as check digits.

Look for Follett proprietary interleaved 2-of-5

Check this next box to remove specified barcode leaders from the beginning of the barcode after the Follett adjustment has been made.

Ignore leaders on Follett barcodes

Advanced

When scanning 13 or 14-digit barcodes, Alexandria will strip the first five characters, take the next eight digits, and ignore anything else. If **Keep the first five digits** is checked, the first five digits will **not** be stripped.


Has mangled barcodes


Allow "/" in patron barcodes


Keep the first five digits

If you uncheck this next option, then if barcodes begin with zeros, those zeros **must** be entered in the data if they are scannable barcodes.

Ignore leading zeros on barcodes

 Unknown macro: 'multiexcerpt-macro'

 Unknown macro: 'multiexcerpt-macro'

 Unknown macro: 'multiexcerpt-macro'