

Legacy Reports

Operations

Reports



 [Operations](#) > [Reports](#) > [Legacy](#)

Are you still using Legacy reports? It's easy to check. In **Reports**, choose **Legacy**, then click on the **Saved** tab at the top of the screen. If you have any saved reports using those templates, it's time to find a new report; these ones will be removed in the future. See each report's documentation for our recommendations on replacements!

- [Legacy Label Reports](#)
 - [Archived Copies](#)
 - [Charges and Overdue Fines - Charges Only](#)
 - [Charges and Overdue Fines - Complete](#)
 - [Charges and Overdue Fines - Fines Only](#)
 - [Copy Status \(Legacy\)](#)
 - [Expired Patrons](#)
 - [Inactive Patrons](#)
 - [In-Transit from Current Site, Late in Arriving](#)
- [In-Transit to Current Site, Late in Arriving](#)
 - [Library Use Copies](#)
 - [Lost Items Charge Notice](#)
 - [On Order Copies](#)
 - [On Repair Copies](#)
 - [Overdue Items Information](#)
 - [Overdue Items Posting List](#)
 - [Patron Credit Details](#)
 - [Patron Overdue List](#)
 - [Patrons with No Email](#)
 - [Patrons with No Picture](#)
- [Routes Information](#)
 - [Routes Patron List](#)
 - [Routing Slips](#)
 - [Severely Overdue Items Notice](#)
 - [Title Information by Award](#)
 - [Title Information by Language](#)
 - [Title Information by Publisher](#)
 - [Unknown Copies](#)
 - [Titles with No Cover Art](#)

Legacy Label Reports

Legacy Label Reports

If you have any saved reports using these templates, it's time to recreate them in a newer format; the old ones are now obsolete. Our new custom label reports for both [patrons](#) and [copies](#) offer advanced, field-level customization so you can design labels that fits your specific needs.



As of 7.18.8, most Legacy label reports have been removed. Restored reports are not supported.

Patrons Reports

Legacy Report	Updated Report
<i>Library Cards</i> (Removed)	Library Cards (2x5)
<i>Patron Barcode Labels</i> (Removed)	Patron Barcode Labels (3x10)
<i>Patron Mailing Labels</i> (Removed)	Patron Mailing Labels (3x10)



New! The [Patron Labels \(4x20\)](#) report allows you to create smaller labels.

Copies Reports

Legacy Report	Updated Report	Notes
Copy Barcode Labels <small>Last Updated: \$action.dateFormatter.formatDateTime(\$content.getLastModificationDate())</small> (Removed)	Copy Labels (3x10)	
Envelope and Spine Labels (Restored)	Copy Labels (3x10) Copy Labels (4x20) Copy Labels (8x6, Tall)	As of 7.19.5, the <i>Envelope and Spine Labels</i> report has been restored. Note that Legacy reports are not supported. <ul style="list-style-type: none"> For envelope labels, you can also use the Copy Labels (3x10) or Copy Labels (4x20) report. For spine labels, you can also use the Copy Labels (8x6, Tall) report.
Horizontal Spine Labels (Removed)	Copy Labels (5x10)	
LOC Style Spine Labels (Removed)	Copy Labels (8x6, Tall) Copy Labels (3x10)	<ul style="list-style-type: none"> If you used the 6x8 format, replace with Copy Labels (8x6, Tall). If you used the 3x10 format, replace with Copy Labels (3x10).
Spine Labels (Removed)	Copy Labels (8x6, Tall) Copy Labels (8x6, Wide)	<ul style="list-style-type: none"> If you printed these in Portrait, use the Copy Labels (8x6, Tall). If you printed these in Landscape, use the Copy Labels (8x6, Wide).
Study Program Labels (Removed)	Copy Labels (4x20) Copy Labels (8x6, Tall)	Choose the right label for your program: <ul style="list-style-type: none"> Accelerated Reader: 8x6 (V0032) Lexile: 4x20 (V0036) Reading Counts: 4x20 (V0036) Reading Level: 4x20 (V0036) Interest Level: 4x20 (V0036)

Label Customization

Custom label reports contain loose representation of an actual label in height and width; these are not meant to be an exact—just enough to get a rough feel for how they are laid out. Each field in the template can be customized using the options on the right. Formatting options can vary based on the type of data you've chosen to display in that field. For example, a barcode image cannot be bold.






When you're finished customizing your labels, click **Create Saved Report** so it's ready the next time you need it. Remember to give it a descriptive title so you know exactly what the labels are formatted for.




The default font size is small, fitting on one row. However, the font used in some legacy reports may match the Large option on new label reports, which takes up two fields. Try it out and use what works best for you.

Example

In Legacy reports, you could choose a format that would automatically customize your labels. In new label reports, you get to do the customizing. Here's an example of how the new labels can be formatted to match the old Legacy formats using the same information.

Legacy Format	Information	Copy Barcode Labels (Legacy)	Copy Labels (3x10)
Standard	Call Number Barcode Image Barcode Number Title	 Broken image	 Broken image
Standard with Author	Call Number Barcode Image Barcode Number Author	 Broken image	 Broken image
2 Line Custom Text	Call Number Custom Text Custom Text Barcode Image (small) Barcode Number Title		 Broken image

Smart Labels	Call Number Title Barcode Image Barcode Number Author		 Broken image
--------------	---	--	---

Archived Copies

Archived Copies

Generates a list of copies currently assigned to the Archived Items [System Patron](#) (barcode 6)

Recommended Replacement: [Special Status Copies report](#) selecting by a status of Archived (6)

These items are unavailable to patrons. You may want to archive copies that are kept in a special room and not generally available for circulation.

Selections	Options
------------	---------

Example Report



[Back to Top](#)

Charges and Overdue Fines - Charges Only

Charges and Overdue Fines - Charges Only


Generates a list of unpaid charges

Recommended Replacement: [Charges and Overdue Fines report](#) with the Other Charges/Fees option


[Charges](#) include the end result of overdue fines, lost or damaged fees, and manually-charged amounts.

Use(s)

Librarians and teachers can run this report to get a list of students in a particular group or class who have unpaid charges. They can then remind their students to pay those charges. Consider creating [Saved Reports](#) that automatically send emails to staff with this information periodically.


Selections	Options
 This report now includes a Title selection.	

Example Report



[Back to Top](#)

Charges and Overdue Fines - Complete

 The Textbook Tracker version of this report is staying! It can be found under the Charges / Payments category.

Charges and Overdue Fines - Complete

 Textbook Tracker: *Textbook Charges and Overdue Fines - Complete*


Generates a list of unpaid [charges and overdue fines](#)

Recommended Replacement: [Charges and Overdue Fines report](#) with the All Charges, Fees, and Fines option

Charges include the end result of overdue fines, lost or damaged fees, and manually-charged amounts. Overdue fines continuously accumulate until items are returned. Once the item is returned, the fine becomes a charge.

Use(s)

Librarians and teachers can run this report to get a list of students in a particular group or class who have unpaid charges and overdue fines. They can then remind their students to pay those charges and fines. Consider creating [Saved Reports](#) that automatically send emails to staff with this information periodically.

Selections	Options
<div> This report now includes a Title selection.</div>	

Example Report



Charges and Over...plete Report.pdf

[Back to Top](#)

Charges and Overdue Fines - Fines Only

Charges and Overdue Fines - Fines Only

Generates a list of unpaid [overdue fines](#)

Recommended Replacement: [Charges and Overdue Fines report](#) with the Overdue Fines Only option

Overdue fines continuously accumulate until items are returned. Once the item is returned, the fine becomes a charge.

Use(s)

Librarians and teachers can run this report to get a list of students in a particular group or class who have overdue fines. They can then remind their students to pay those fines. Consider creating [Saved Reports](#) that automatically send emails to staff with this information periodically.

Selections

Options



This report now includes a **Title** selection.

Example Report



Charges and Over... Only Report.pdf

[Back to Top](#)

Copy Status (Legacy)

Copy Status (Legacy)

Generates a list of copies and their current [status](#) (Available, Checked Out, Lost, Discarded, In Processing, Library Use, On Order, On Repair, Archived, or Unknown)

Use(s)

Run this report to review the status of copies under a certain title in preparation for a class that needs them.

Selections

Options

SelectionsOptions

Include records for:

Copies with a Status of

Any

Copies with a Policy of

Any Policy

Copies from:

Cop Location

From

Through

Copies with a Medium of

Any Medium

Copies in Call Number Range

From

Through

Copies added

From MM/DD/YYYY

Through MM/DD/YYYY

Copies from Title

Copies in Barcode Range

From

Through

Copies with Barcodes

✓ Show Additional Selections

Create Saved Report

Run

Example Report



Expired Patrons

Expired Patrons

Generates a list of patrons with expired accounts

Recommended Replacement: [Patron Information report](#) selecting by a status of Inactive

Account expiration dates can be viewed or edited on the [Personal tab](#) of **Patrons Management**. Set the number of days patrons' accounts are active using [patron policies](#). When a patron's account expires, their status will be changed to Inactive during Alexandria maintenance.






This report will only generate results if you have enabled account expiration dates (**Preferences > Patrons > Patron Rules > uncheck [Disable account expiration dates](#)**).

Use(s)

Run this report regularly to see which patrons need to be renewed or removed.

Selections	Options
------------	---------

Example Reports

 Expired Patrons Report 1 Line.pdf	 Expired Patrons Report Detailed.pdf	 Expired Patrons Re...
<i>1 Line format</i>	<i>Detailed format</i>	<i>Detailed format (with</i>

[Back to Top](#)

Inactive Patrons

Inactive Patrons



Generates a list of patrons with the status of Inactive

Recommended Replacement: [Patron Information report](#) selecting by a status of Inactive

Use(s)

Run this report regularly to see which patrons need to be renewed or removed.

Selections	Options
------------	---------

Example Reports

<div data-bbox="363 317 461 415"></div> <div data-bbox="190 455 639 489">Inactive Patrons Report (1 Line).pdf</div> <div data-bbox="355 669 470 693">1 Line format</div>	<div data-bbox="894 317 992 415"></div> <div data-bbox="711 455 1179 489">Inactive Patrons R...ort (Detailed).pdf</div> <div data-bbox="876 669 1011 693">Detailed format</div>	<div data-bbox="1425 317 1498 415"></div> <div data-bbox="1239 455 1498 489">Inactive Patrons R...l</div> <div data-bbox="1312 669 1498 693">Detailed format (with</div>
--	---	--

[Back to Top](#)

In-Transit from Current Site, Late in Arriving

In-Transit from Current Site, Late in Arriving

Generates a list of items that are in-transit from the current site and late in arriving

An item is considered late in arriving when it's in transit longer than what's specified in **Circulation Preferences > Circulation Settings > Average In Transit Period**.

Selections	Options
------------	---------

Example Reports

<div data-bbox="363 1373 461 1472"></div> <div data-bbox="178 1512 649 1545">In-Transit from Cu...rriving Report.pdf</div> <div data-bbox="238 1726 587 1749">Show Expected Arrival Date unchecked</div>	<div data-bbox="894 1373 992 1472"></div> <div data-bbox="712 1512 1179 1545">In-Transit from Cu... Arrival Date).pdf</div> <div data-bbox="781 1726 1105 1749">Show Expected Arrival Date checked</div>	
--	--	--

[Back to Top](#)



In-Transit to Current Site, Late in Arriving

Generates a list of items that are in-transit to the current site and late in arriving

An item is considered late in arriving when it's in transit longer than what's specified in **Circulation Preferences > Circulation Settings > Average In Transit Period**.

Selections	Options
------------	---------

Example Reports

 <p>In-Transit to Current Arriving Report.pdf</p> <p><i>Show Expected Arrival Date unchecked</i></p>	 <p>In-Transit to Current Arrival Date).pdf</p> <p><i>Show Expected Arrival Date checked</i></p>	
---	---	--

[Back to Top](#)

Library Use Copies

Library Use Copies

Generates a list of copies currently assigned to the Library Use [System Patron](#) (barcode 3)

Recommended Replacement: [Special Status Copies report](#) selecting by a status of For Library Use (3)

These copies could be holiday books reserved for library reading events or books used in displays.

Use(s)

Run this report to make sure all of the copies you need for upcoming library book displays or reading events are assigned to Library Use.

Selections	Options
------------	---------

Example Report



Library Use Copies Report.pdf

[Back to Top](#)

Lost Items Charge Notice

Lost Items Charge Notice

Generates notice slips for patrons with unpaid lost item charges


Recommended Replacement: [Unpaid Charges Notice report](#) with either the *All Charges, Fees, and Fines* or *Lost Fees Only* options

All patrons with an item checked in via the Lost Copies [System Patron](#) and an unpaid lost item charge will be included in this report.

Use(s)

Librarians and teachers can run this report to get notices for students in a particular group or class who have unpaid lost item charges. Consider creating some [Saved Reports](#) that automatically send out this report:

- Set up some Saved Reports that periodically email these notices to staff for them to distribute in person or through mail. There are notice formats for students or parents.
- Set up a Saved Report that emails students or parents directly when they have unpaid lost item charges.

Selections	Options
 This report now includes a Title selection.	

Example Reports



Lost Items Charge... (2 Per Page).pdf

2 Per Page format



Lost Items Charge... (4 Per Page).pdf

4 Per Page format

Lost Items C



Lost Items Charge...s to Parents).pdf

Letters to Parents format



Lost Items Charge...with Summary).pdf

Letters with Summary format

Lost Items C



Lost Items Charge...eport (Email).pdf

Email format (PDF lists all patrons who received an email)



Email format (example of an email sent to a patron)

Lost Items C

Mailing

On Order Copies

On Order Copies

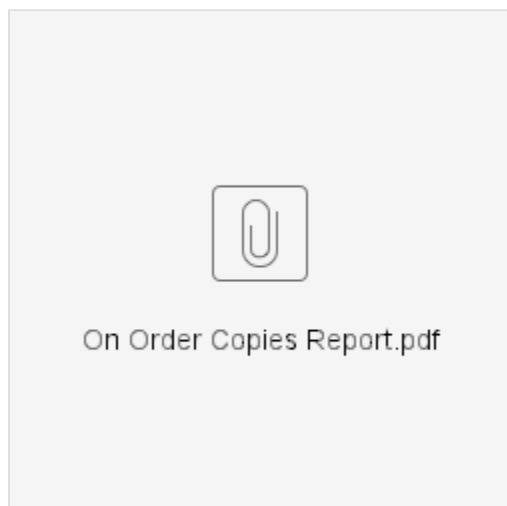
Generates a list of copies currently assigned to the On Order [System Patron](#) (barcode 5)

Recommended Replacement: [Special Status Copies report](#) selecting by a status of On Order (5)

These are items that have been ordered but not yet received.

Selections	Options
------------	---------

Example Report



On Repair Copies

On Repair Copies

Generates a list of copies currently assigned to the On Repair [System Patron](#) (barcode 4)

Recommended Replacement: [Special Status Copies report](#) selecting by a status of On Repair (4)

The On Repair system patron keeps track of damaged copies being repaired that aren't available to patrons.

Use(s)

Librarians or aides can run this report to see which copies need to be repaired. Reference the list again when bookdropping repaired copies to make them available again.

Selections	Options
------------	---------

Example Report



On Repair Copies Report.pdf

[Back to Top](#)

Overdue Items Information



This is the old version of the *Overdue Items Information* report. [Check out the new report!](#)

Overdue Items Information



Textbook Tracker: *Textbook Overdue Items Information (Legacy)*

Generates a list of items that are overdue along with their due dates and current fines

Recommended Replacement: Updated [Overdue Items Information report](#)

Use(s)

Librarians and teachers can run this report to get a list of students in a particular group or class who have overdue items. They can then remind their students to return their items and pay their overdue fines. Consider creating [Saved Reports](#) that automatically send emails to staff with this information periodically.



Run an [Overdue Items Notice report](#) to get notice slips for individual patrons and parents.








Selections

Options



This report now includes a **Title** selection.

Example Reports

<div></div> <div>Overdue Items Inf... Line) Legacy.pdf</div>	<div></div> <div>Overdue Items Inf...arges) Legacy.pdf</div>	<div></div> <div>Overdue Items Inf...u</div>
<i>1 Line format</i>	<i>1 Line with Charges format</i>	<i>1 Line with Serial N</i>
<div></div> <div>Overdue Items Inf...ailed) Legacy.pdf</div>	<div></div> <div>Overdue Items Inf... Cost) Legacy.pdf</div>	<div></div> <div>Overdue Items Inf...F</div>
<i>Detailed format</i>	<i>Detailed with Cost format</i>	<i>Detailed with Fi</i>
<div></div> <div>Overdue Items Info...t Info) Legacy.pdf</div>		
<i>Detailed with Contact Info format</i>		

Overdue Items Posting List


Overdue Items Posting List

Generates a list of patrons with overdue items and fine amounts


Recommended Replacement: Updated [Overdue Items Information report](#) using the *Posting* format

Use(s)

Print this report and hang it up in the library or classrooms to remind patrons about their overdue items. Don't want other patrons knowing who has overdue items? Check the **Hide Patron's Name** option. Patrons with overdue items will be able to identify themselves on the list without others knowing.

Selections	Options
<div> This report now includes a Title selection.</div>	Hide Patron's Name: When checked, patron names are re

Example Report

<div> Overdue Items Pos...port (Simple).pdf</div> <div>Simple format</div>	<div> Overdue Items Pos...rt (Detailed).pdf</div> <div>Detailed format</div>	
--	--	--

[Back to Top](#)

Patron Credit Details

Patron Credit Details

Generates a list of patrons with [credit](#) and the amounts

Recommended Replacement: [Patron Financials Brief report](#)

Use(s)

Run this report at the end of the year to see which patrons still have credit that needs to be cleared out, if necessary.

Selections	Options

Example Report



Patron Credit Details Report.pdf

[Back to Top](#)

Patron Overdue List

Patron Overdue List

Generates a list of all overdue items for selected patrons

Recommended Replacement: Updated [Overdue Items Information report](#) using the *Detailed* format

Use(s)

Regularly send this report to teachers so they can remind students to return their overdue items. Get reports for particular homerooms or classes by using the *Patrons from* selection.

Selections	Options

Example Report



Patron Overdue List Report.pdf

[Back to Top](#)

Patrons with No Email

Patrons with No Email

Generates a list of patrons without a listed primary email address

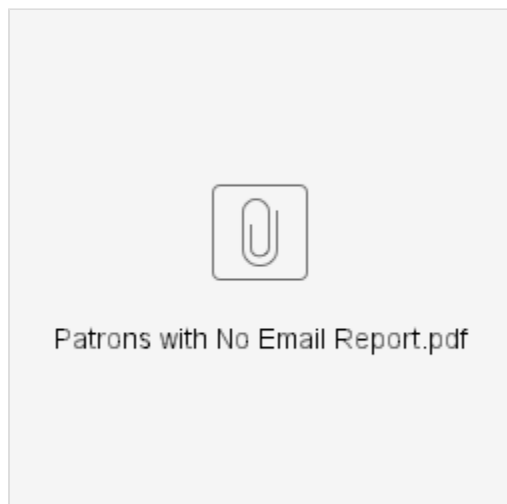
Recommended Replacement: [Patrons Missing Information report](#)

Use(s)

- Run this report after [importing patron records](#) to see which patrons need to have a primary email address manually added.
- If you use any email notice reports, run this report to get a list of who's missing a primary email address. Then you can contact those patrons and add an email. Otherwise, they won't receive notices.

Selections	Options
------------	---------

Example Report



[Back to Top](#)

Patrons with No Picture

Generates a list of patrons without a picture

Recommended Replacement: [Patrons Missing Information report](#)

Use(s)

Run this report after [importing patron pictures](#) to see if any patrons were missed.

Selections	Options
------------	---------

Example Report



Patrons with No Picture Report.pdf

[Back to Top](#)

Routes Information

Generates a list of [route](#) names, responsible patrons, and route periods

Selections

Options

Example Report



Routes Information Report.pdf

[Back to Top](#)

Routes Patron List

Generates a list of all patrons included in each [route](#)

If a patron is included in multiple routes, their name will appear multiple times in the list.

Selections

Options

Example Report



Routes Patron List Report.pdf

[Back to Top](#)

Routing Slips

Generates slips for each [route](#) listing the route name, responsible patron, route start and end dates, instructions, and patrons included in the route list

Use(s)

Attach a slip to each routed item so patrons know who to pass the item on to next.

Selections	Options

Example Report



Routing Slips Report.pdf

[Back to Top](#)

Severely Overdue Items Notice

Generates notices for patrons with items that are severely overdue


Recommended Replacement: [Overdue Items Notice report](#) selected by a certain number of days overdue (Patrons with items _____ Days Overdue)

[Overdue fine](#) amounts, which become charges when the items are checked in, are shown as well.





Use(s)

Librarians and teachers can run this report to get notices for students in a particular group or class who have severely overdue items. Consider creating some [Saved Reports](#) that automatically send out this report:

- Set up some Saved Reports that periodically email these notices to staff for them to distribute in person or through mail. There are notice formats for students or parents.
- Set up a Saved Report that emails students or parents directly when they have severely overdue items.

Selections	Options
<p>Patrons with items more than _____ Days Overdue: Enter a minimum number of days overdue.</p> <div> This report now includes a Title selection.</div>	

Example Reports

<div></div> <div>Severely Overdue...(2 Per Page).pdf</div> <div>2 Per Page format</div>	<div></div> <div>Severely Overdue...(4 Per Page).pdf</div> <div>4 Per Page format</div>	<div></div> <div>Severely Overdue...</div>
<div></div> <div>Severely Overdue ...s to Parents).pdf</div> <div>Letters to Parents format</div>	<div></div> <div>Severely Overdue...ith Summary).pdf</div> <div>Letters with Summary format</div>	<div></div> <div>Severely Overdue...</div>

<div data-bbox="363 306 461 403"></div> <div data-bbox="175 443 649 478">Severely Overdue ...eport (Email).pdf</div> <div data-bbox="180 657 636 705">Email format (PDF lists all patrons who received an email)</div>	<div data-bbox="690 128 1295 630"></div> <div data-bbox="763 657 1218 680">Email format (example of an email sent to a patron)</div>	<div data-bbox="1333 443 1502 478">Severely Overdue</div> <div data-bbox="1433 657 1502 680">Mailing</div>
--	--	--

[Back to Top](#)

Title Information by Award

Generates a list of titles that have won a particular award

Recommended replacement: [Title Information Report](#)

Award names are saved under MARC field 586_a.






Manage your MARC award terms in **Tools > Authority Control > Titles**.

Use(s)

- Run this report when a librarian, teacher, or student needs a list of titles with a particular award for reading assignments or activities. Note that this information can also be found through Researcher by using the Awards filter in the [Search](#) interface.
- Run this report and select by a particular award to see which titles are listed as having that award. Then you can determine which titles need to have the award added or removed.

Example Reports

<div data-bbox="373 1497 470 1593"></div> <div data-bbox="175 1633 670 1669">Title Information b...Report (1 Line).pdf</div> <div data-bbox="358 1850 487 1873">1 Line format</div>	<div data-bbox="924 1497 1021 1593"></div> <div data-bbox="732 1633 1214 1669">Title Information b...port (Detailed).pdf</div> <div data-bbox="901 1850 1045 1873">Detailed report</div>	<div data-bbox="1364 1323 1502 1627"> <div data-bbox="1461 1396 1502 1491"></div> <div data-bbox="1382 1537 1502 1566">Title Info.</div> </div> <div data-bbox="1396 1650 1502 1673">1 Line Lan</div>
---	--	---

<div><div></div><div>Title Information b...ne - Cover Art).pdf</div></div> <div>1 Line format (including cover art)</div>	<div><div></div><div>Title Information b...ed - Cover Art).pdf</div></div> <div>Detailed format (including cover art)</div>	<div><div></div><div>Title Information .</div></div> <div>Summr</div>
--	---	--

[Back to Top](#)




Title Information by Language

Generates a list of titles written in a select language

Recommended replacement: [Title Information Report](#)

Use(s)

Librarians or teachers can run this report to get a list of titles in another language while planning lessons and assignments for multilingual students or students learning another language.

<div><div></div><div>Title Information b...Report (1 Line).pdf</div></div> <div>1 Line format</div>	<div><div></div><div>Title Information b...port (Detailed).pdf</div></div> <div>Detailed format</div>	<div><div></div><div>Title Info...st</div></div> <div>1 Line Landsc</div>

<div data-bbox="363 306 461 403"></div> <div data-bbox="175 443 652 476">Title Information by Publisher (Detailed).pdf</div> <div data-bbox="345 657 480 680">Detailed format</div>	<div data-bbox="894 306 992 403"></div> <div data-bbox="703 443 1190 476">Title Information by Publisher - Cover Art).pdf</div> <div data-bbox="786 657 1101 680">Detailed format (including cover art)</div>	<div data-bbox="1425 306 1502 403"></div> <div data-bbox="1239 443 1502 476">Title Information by Publisher</div> <div data-bbox="1403 657 1502 680">Summary format</div>
---	---	---

[Back to Top](#)

Title Information by Publisher

Generates a list of titles with the same publisher and/or titles published within a certain range of years

Recommended replacement: [Title Information Report](#)

Publisher information is saved in the 260_b MARC field, and publishing year information is saved in the 260_c MARC field.

Use(s)

Librarians or teachers can run this report to get a list of titles with particular publishing information for reading assignments or activities.

Example Reports

<div data-bbox="363 1320 461 1417"></div> <div data-bbox="175 1457 652 1491">Title Information by Publisher Report (1 Line).pdf</div> <div data-bbox="345 1673 480 1696">1 Line format</div>	<div data-bbox="894 1320 992 1417"></div> <div data-bbox="703 1457 1190 1491">Title Information by Publisher (Detailed).pdf</div> <div data-bbox="875 1673 1010 1696">Detailed format</div>	<div data-bbox="1425 1220 1502 1316"></div> <div data-bbox="1344 1356 1502 1390">Title Information by Publisher</div> <div data-bbox="1367 1474 1502 1497">1 Line Landscape</div>

<div data-bbox="363 306 461 403"></div> <div data-bbox="172 443 656 476">Title Information b...ne - Cover Art).pdf</div> <div data-bbox="266 657 561 682">1 Line format (including cover art)</div>	<div data-bbox="894 306 992 403"></div> <div data-bbox="703 443 1187 476">Title Information b...ed - Cover Art).pdf</div> <div data-bbox="786 657 1101 682">Detailed format (including cover art)</div>	<div data-bbox="1425 306 1490 403"></div> <div data-bbox="1239 443 1502 476">Title Information ...pc</div> <div data-bbox="1403 657 1502 682">Summary1</div>
---	---	--

[Back to Top](#)

Unknown Copies

Generates a list of copies currently assigned to the Unknown Patron [System Patron](#) (barcode 8)

Recommended Replacement: [Special Status Copies report](#) selecting by a status of Unknown Patron (8)

This system patron keeps track of copies that have been temporarily misplaced.

Selections	Options
------------	---------

Example Report



[Back to Top](#)

Titles with No Cover Art

Generates a list of titles that don't have cover art

Selections	Options
------------	---------

SelectionsOptions

See titles that currently don't appear in Researcher. Include records for:

Titles with a Policy of

Any Policy

Titles with a Medium of

Any Medium

Titles in Call Number Range

From

Through

Titles added

From MM/DD/YYYY

Through MM/DD/YYYY

Title

Titles by Author

✓ Show Additional Selections

Create Saved Report

Run

SelectionsOptions

Sort by

Title Call Number

Format

1 Line

Cre

Example Reports

<div><div></div><div>Titles with No Cov...eport (1 Line).pdf</div><div>1 Line format</div></div>	<div><div></div><div>Titles with No Cov...ort (Detailed).pdf</div><div>Detailed format</div></div>	<div><div></div><div>Titles wit...scape).pdf</div><div>1 Line Landscape format</div></div>



Titles with No Co...ort (Summary).pdf

Summary format