

# Circulation: command line

March 13, 2023

The makeover is here, and we decided to take this opportunity to go through some of our favorite features in Alexandria. Today, we're starting with the [Command Line](#) in Circulation.

Circulation

Actions


Check Out (.)

Enter a command or barcode

Darla Anderson

1001  
Jones / Dibb  
No Items Checked Out  
Credit \$0.00

High Student  
Grade: 11  
Lexile Score: 1334 + SAT  
Reading Level: 10.9



WHS


DETAILS

LOOKUP

The fellowship of the ring : being the first part of ...

32039  
FIC TOL  
Available  
2 of 2 copies available.  
Unknown  
Replacement: \$20.00

Fiction  
Accelerated Reader: 6.1



JES

COPY LIST

STATS

LOOKUP

We have all kinds of helpful [command line shortcuts](#).

For example, have you ever used statistics mode? Type "Y" into the command line, and then scan or enter the barcode of any items you want to add statistics to without actually checking them out to patrons. This is handy for tracking the use of items that aren't checked out, but still used, like electronics. Use "Y@number" to add more than one checkout stat to an item—for example, Y@3 would add three usage stats to anything scanned. To exit statistics mode, just enter the . command, or x.

Read more about the [command line shortcuts](#) to learn (or refresh your memory) on utilizing this tool.



- [Refresher—Circulation commands](#)
- [Getting Started Resources](#)
- [The Magic X](#)

[Pasha](#) is learning all about command line shortcuts... although it's hard to use the keyboard with paws.

Reach out to our Support team at 1-800-347-4942 with any questions about command line shortcuts, or anything else in Alexandria.

Happy shortcutting!

Have questions about the makeover? Sign up for our webinar.

Join us for our webinar!	
	<a href="#">Sign up for the Q&amp;A Webinar on March 15</a>
	<a href="#">Submit a question to be answered live at the webinar!</a>